


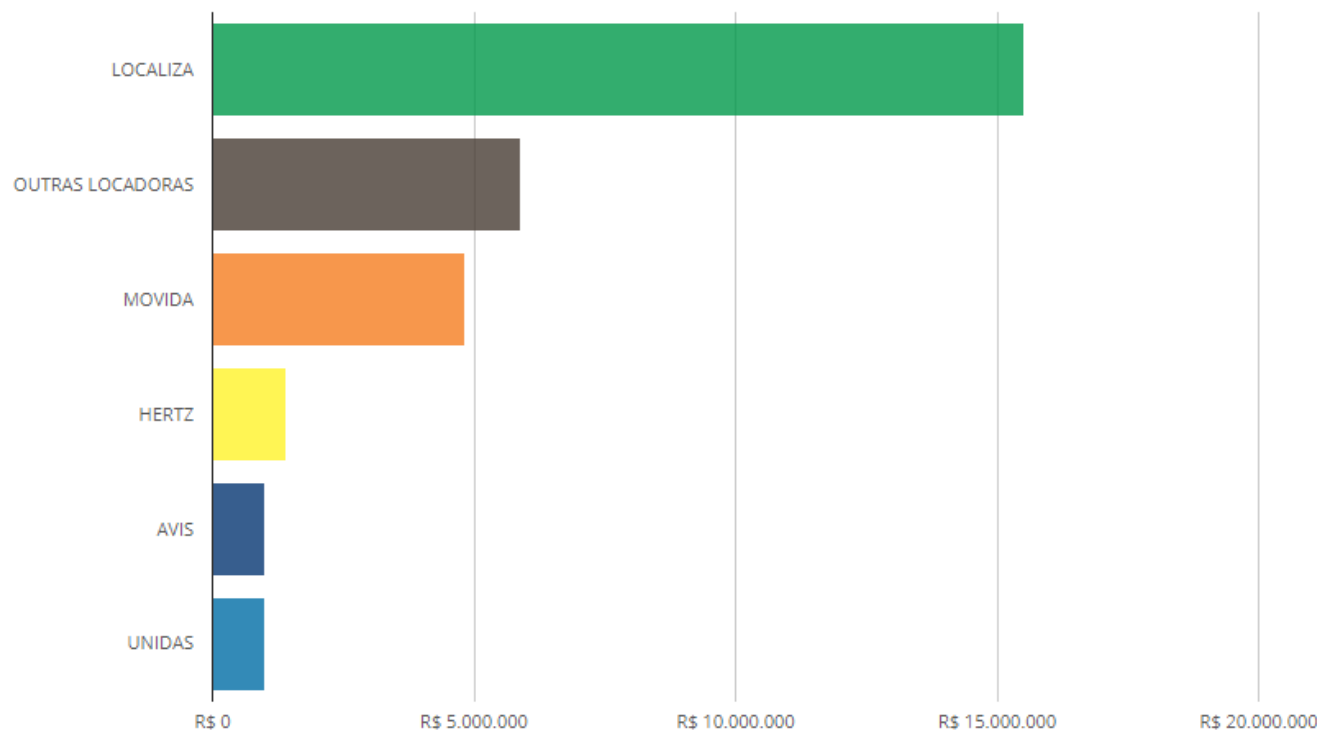
Segmento Locação Nacional – Valores



Locação de Veículos - Vendas (Total)


Diárias Diárias - Market Share **Valores** Valores - Market Share Tarifa Média

Abracorp - T1/2018



Locadora	TOTAL DE FATURAMENTO		VAR (%)
	T1/2018	T1/2017	
LOCALIZA	R\$ 15.527.797,42	R\$ 13.855.312,94	▲ 12,1%
OUTRAS LOCADORAS	R\$ 5.885.445,37	R\$ 4.982.535,40	▲ 18,1%
MOVIDA	R\$ 4.841.158,97	R\$ 6.314.742,18	▼ -23,3%
HERTZ	R\$ 1.413.772,68	R\$ 2.074.629,09	▼ -31,9%
AVIS	R\$ 1.015.028,75	R\$ 701.193,29	▲ 44,8%
UNIDAS	R\$ 991.530,65	R\$ 1.369.729,63	▼ -27,6%
TOTAL →	R\$ 29.674.733,84	R\$ 29.298.142,54	▲ 1,3%

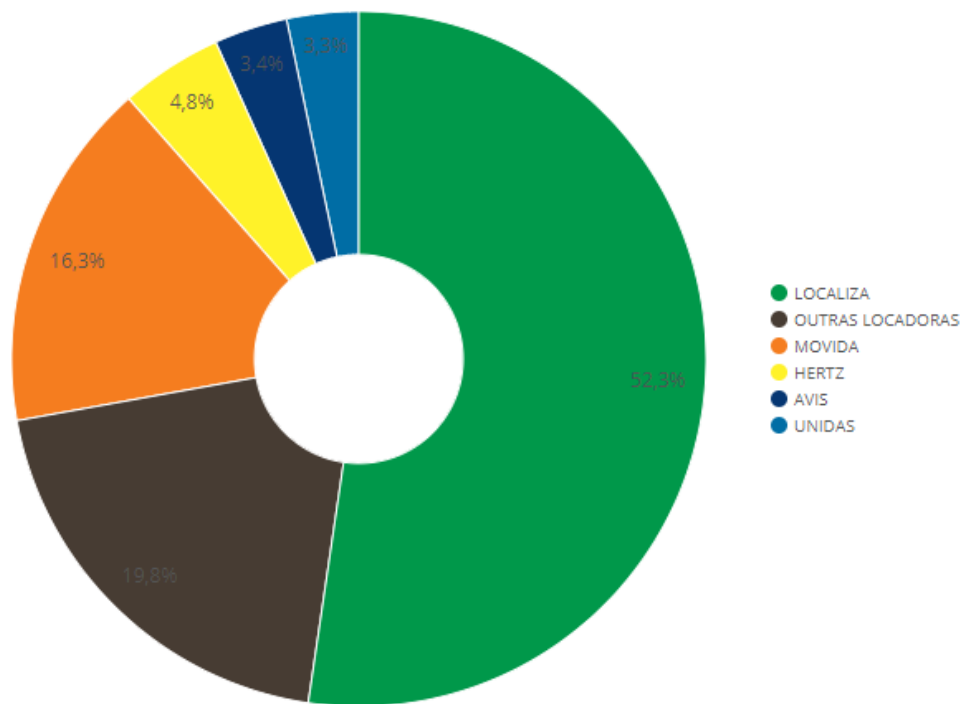
Market Share - Locação Nacional - Valores



Locação de Veículos - Vendas (Total)

Diárias Diárias - Market Share Valores **Valores - Market Share** Tarifa Média

Abracorp - T1/2018



Locadora	FAT. TOTAL	PARTICIPAÇÃO
LOCALIZA	R\$ 15.527.797,42	52,3%
OUTRAS LOCADORAS	R\$ 5.885.445,37	19,8%
MOVIDA	R\$ 4.841.158,97	16,3%
HERTZ	R\$ 1.413.772,68	4,8%
AVIS	R\$ 1.015.028,75	3,4%
UNIDAS	R\$ 991.530,65	3,3%
TOTAL →	R\$ 29.674.733,84	100,0%